

“ Aplikasi Jual-Beli”



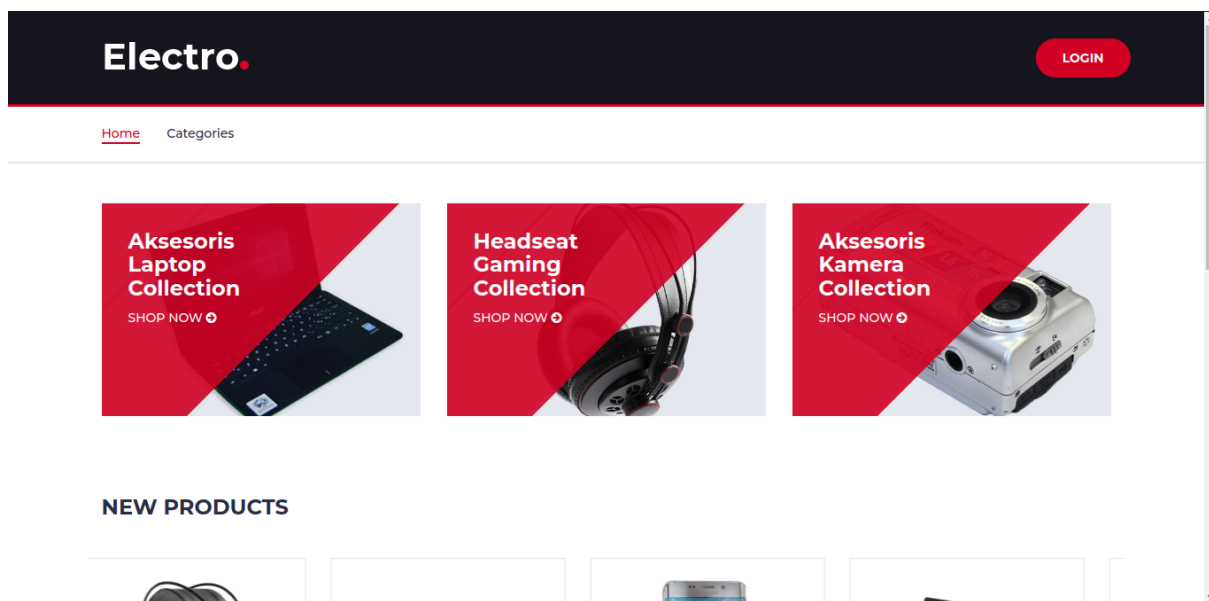
Disusun oleh:
Name : Raviyan
Jurusan : PPL

PeTIK (Pesantren Teknologi Informasi dan Komunikasi)

No, Jl. Kp. Rangkapan Jaya No.34, Rangkapan Jaya, Kec. Pancoran Mas, Kota Depok,
Jawa Barat 16434

1. Tampilan Awal Untuk Aplikasi SowanApp Seperti Gambar Di bawah Ini 👍

- Ditampilan Awal Dapat Memesan Barang Sesuai Dengan Gambar Dan Nama nya Setelah barang di pesan akan di input ke admin tapi belum terverifikasi
- Di dalam Tampilan ini juga dapat login sebagai Admin



2. Ini untuk Tampilan Info Barang !

- Dan Apabila ingin membeli tinggal Klik Buy Now !



HEADSEAT BELMONDO

★★★★☆ 10 Review(s) | Add your review

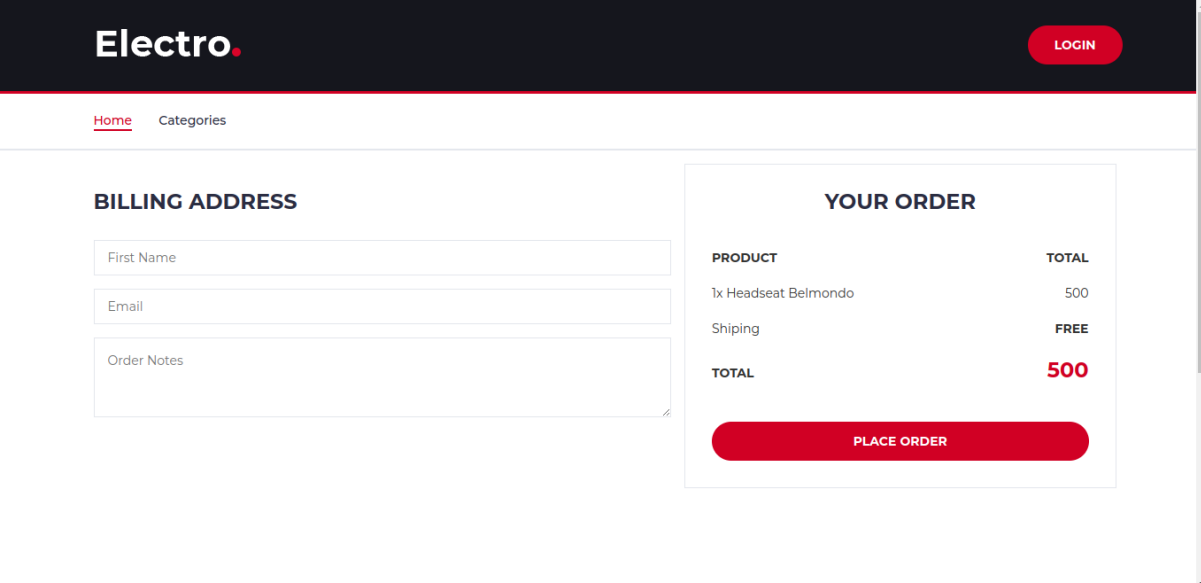
500 IN STOCK

Lorem Ipsum is simply dummy text of the printing and typesetting industry. Lorem Ipsum has been the industry's standard dummy text ever since the 1500s, when an unknown printer took a galley of type and scrambled it to make a type specimen book. It has survived not only five centuries, but also the leap into electronic typesetting, remaining essentially unchanged. It was popularised in the 1960s with the release of Letraset sheets containing Lorem Ipsum passages, and more recently with desktop publishing software like Aldus PageMaker including versions of Lorem Ipsum.

[BUY NOW](#)

3. Tampilan Untuk Mengisi Data Untuk Pengiriman !

- Dan Klik Place Order Untuk Memesan ,Lalu Menunggu Verifikasi Dari Admin



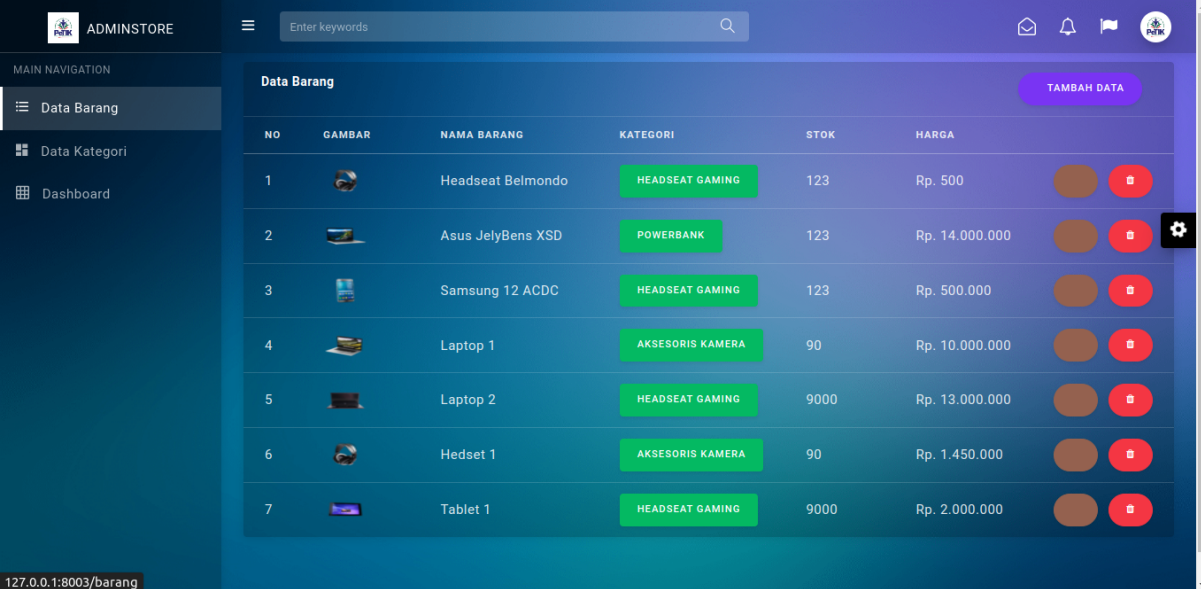
The screenshot displays the checkout interface for 'Electro'. At the top, there is a dark navigation bar with the 'Electro.' logo on the left and a red 'LOGIN' button on the right. Below the navigation bar, a breadcrumb trail shows 'Home' and 'Categories'. The main content area is divided into two columns. The left column, titled 'BILLING ADDRESS', contains three input fields: 'First Name', 'Email', and 'Order Notes'. The right column, titled 'YOUR ORDER', contains a table with the following items:

PRODUCT	TOTAL
1x Headseat Belmondo	500
Shipping	FREE
TOTAL	500























Below the table is a prominent red button labeled 'PLACE ORDER'.

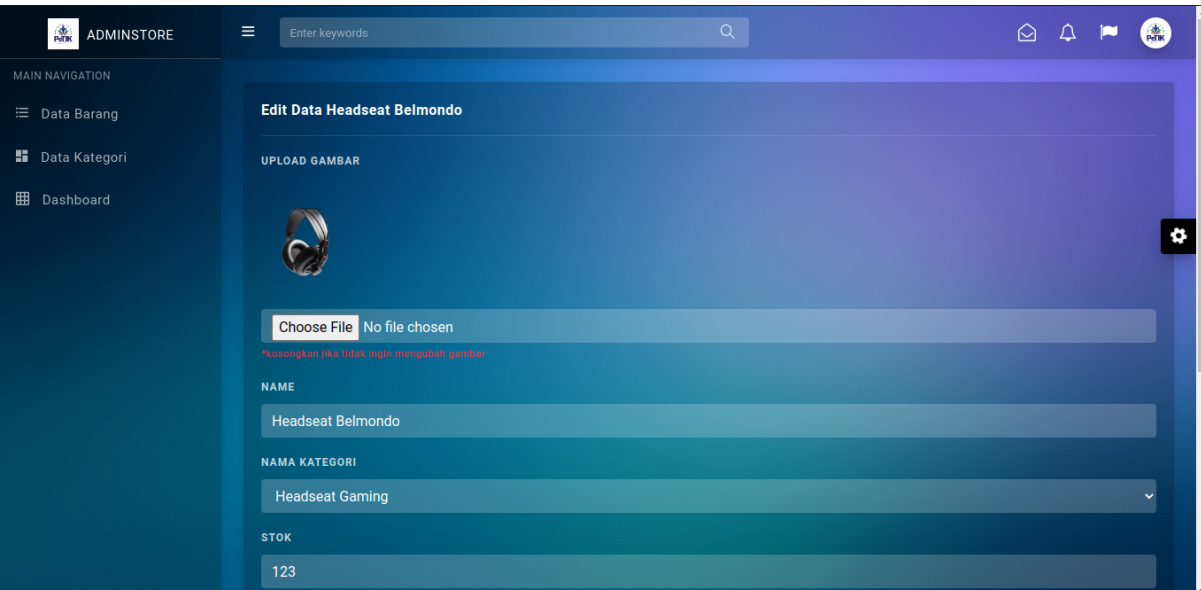
4. Tampilan Data Barang Dalam Admin !

- Didalam Data barang dapat menambah data barang ,mengedit,ataupun menghapus



The screenshot shows the 'Data Barang' page in the AdminSTORE application. The page features a table with the following data:

NO	GAMBAR	NAMA BARANG	KATEGORI	STOK	HARGA	
1		Headseat Belmondo	HEADSEAT GAMING	123	Rp. 500	 
2		Asus JelyBens XSD	POWERBANK	123	Rp. 14.000.000	  
3		Samsung 12 ACDC	HEADSEAT GAMING	123	Rp. 500.000	 
4		Laptop 1	AKSESORIS KAMERA	90	Rp. 10.000.000	 
5		Laptop 2	HEADSEAT GAMING	9000	Rp. 13.000.000	 
6		Hedset 1	AKSESORIS KAMERA	90	Rp. 1.450.000	 
7		Tablet 1	HEADSEAT GAMING	9000	Rp. 2.000.000	 

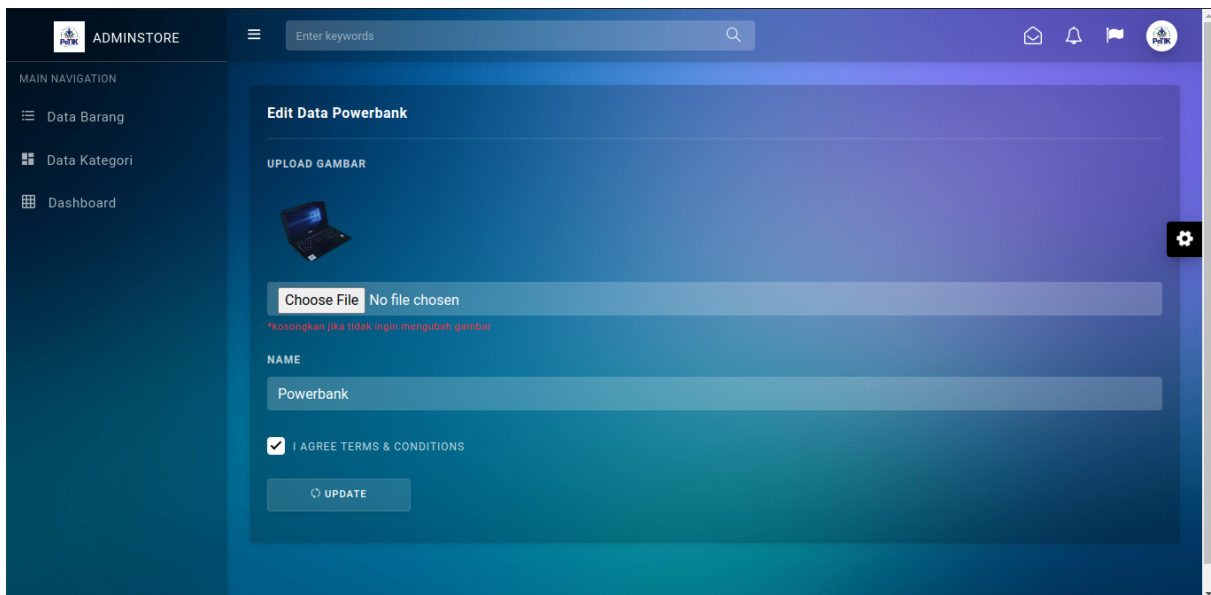
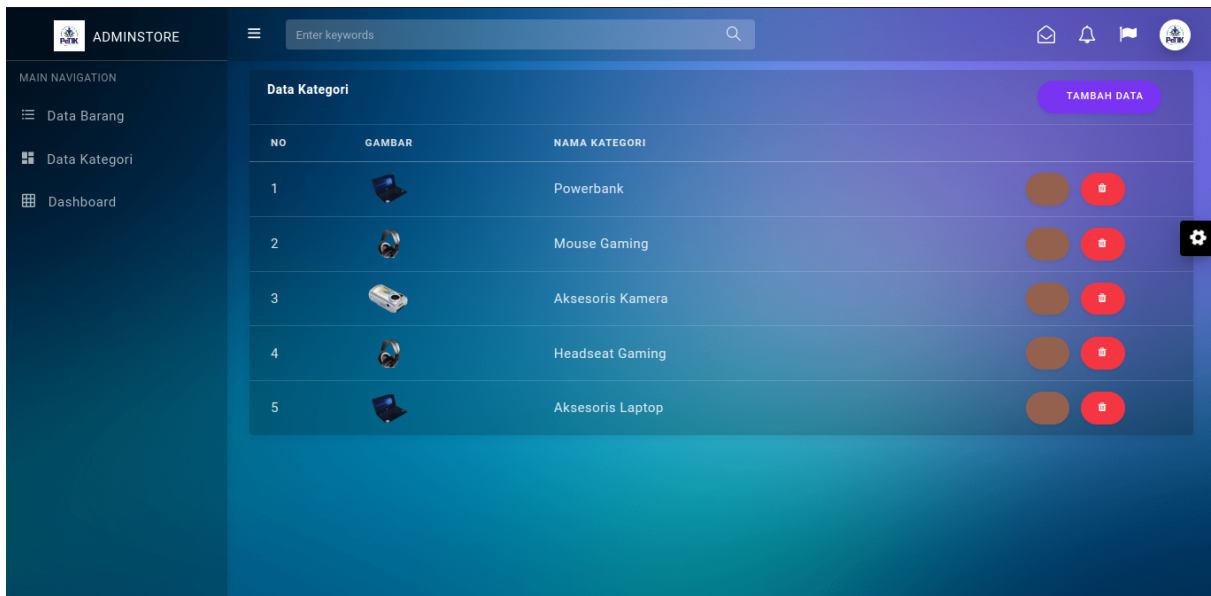


The screenshot shows the 'Edit Data Headseat Belmondo' page in the AdminSTORE application. The form contains the following fields:

- UPLOAD GAMBAR:** A file upload area with a 'Choose File' button and the text 'No file chosen'. Below it, a note reads '*Kosongkan jika tidak ingin mengubah gambar'.
- NAME:** A text input field containing 'Headseat Belmondo'.
- NAMA KATEGORI:** A dropdown menu with 'Headseat Gaming' selected.
- STOK:** A text input field containing '123'.

5. Tampilan Data Kategori Dalam Admin !

- Didalam Data Kategori dapat menambah data Kategori ,mengedit,ataupun menghapus



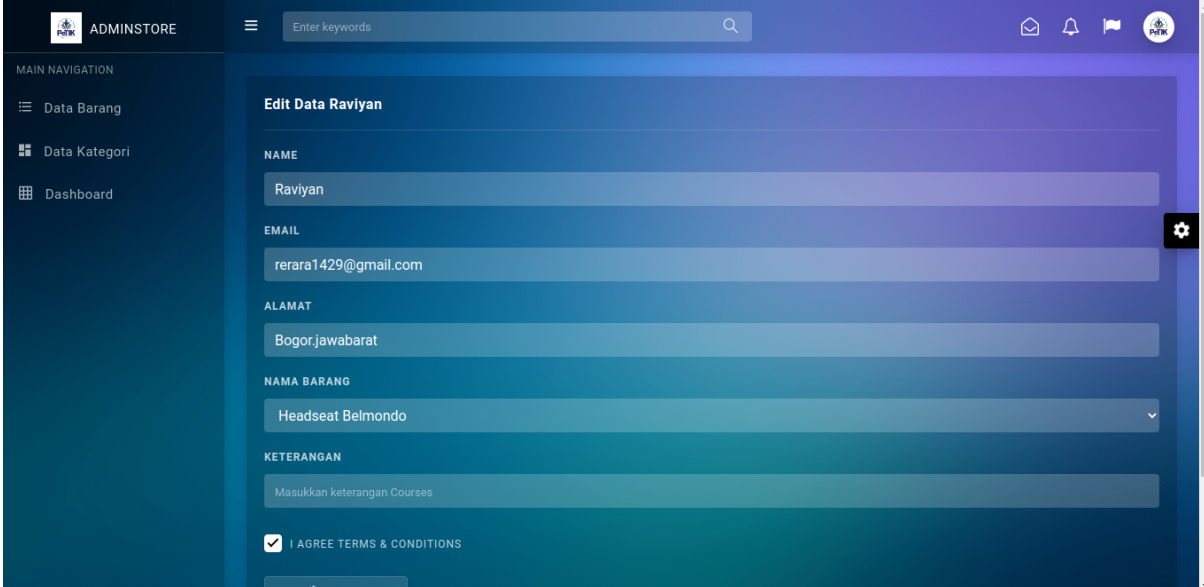
6. Tampilan Dashboard Dalam Admin !

- Didalam Dashboard Hanya dapat Melihat data Pembelian ,mengedit,Memverivikasi,ataupun menghapus



The screenshot shows the Admin Dashboard for 'ADMINSTORE'. At the top, there is a search bar and navigation icons. The main navigation menu on the left includes 'Data Barang', 'Data Kategori', and 'Dashboard'. The dashboard content area features two summary cards: 'Belum di verifikasi' with a value of 1 and 'Total Pesanan' with a value of 5. Below these is a table titled 'Data Barang' with columns for NO, NAMA, EMAIL, NAMA BARANG, TOTAL, and STATUS. The table contains five rows of order data.

NO	NAMA	EMAIL	NAMA BARANG	TOTAL	STATUS
1	Raviyan	rerara1429@gmail.com	Headseat Belmondo	Rp. 500	terverifikasi
2	Baim	bamz@gmail.com	Asus JelyBens XSD	Rp. 14.000.000	terverifikasi
3	asaa	aaass@gmail.com	Asus JelyBens XSD	Rp. 14.000.000	terverifikasi
4	Raviyan	rayhan123@gmail.com	Samsung 12 ACDC	Rp. 500.000	belum
5	Raviyan	rayhan123@gmail.com	Samsung 12 ACDC	Rp. 500.000	terverifikasi



The screenshot shows the 'Edit Data Raviyan' form in the Admin Dashboard. The form fields are: NAME (Raviyan), EMAIL (rerara1429@gmail.com), ALAMAT (Bogor,jawabarat), NAMA BARANG (Headseat Belmondo), and KETERANGAN (Masukkan keterangan Courses). There is a checkbox for 'I AGREE TERMS & CONDITIONS' which is checked. An 'UPDATE' button is visible at the bottom of the form.

